

Grid reference

A

B

C

D

1

2

3

4

5

6





Color the large square below to make it look like the the small square on the left. Use the colors that are shown in the small square.

A-1





Color the large square below to make it look like the the small square on the left. Use the colors that are shown in the small square.

A-2





Color the large square below to make it look like the the small square on the left. Use the colors that are shown in the small square.

A-3





Color the large square below to make it look like the the small square on the left. Use the colors that are shown in the small square.

A-4





Color the large square below to make it look like the the small square on the left. Use the colors that are shown in the small square.

A-5





Color the large square below to make it look like the the small square on the left. Use the colors that are shown in the small square.


A-6





Color the large square below to make it look like the the small square on the left. Use the colors that are shown in the small square.

B-1





Color the large square below to make it look like the the small square on the left. Use the colors that are shown in the small square.

B-2





Color the large square below to make it look like the the small square on the left. Use the colors that are shown in the small square.

B-3





Color the large square below to make it look like the the small square on the left. Use the colors that are shown in the small square.

B-4





Color the large square below to make it look like the the small square on the left. Use the colors that are shown in the small square.


B-5





Color the large square below to make it look like the the small square on the left. Use the colors that are shown in the small square.

B-6





Color the large square below to make it look like the the small square on the left. Use the colors that are shown in the small square.

C-1





Color the large square below to make it look like the the small square on the left. Use the colors that are shown in the small square.


C-2





Color the large square below to make it look like the the small square on the left. Use the colors that are shown in the small square.

C-3





Color the large square below to make it look like the the small square on the left. Use the colors that are shown in the small square.

C-4






Color the large square below to make it look like the the small square on the left. Use the colors that are shown in the small square.


C-5






Color the large square below to make it look like the the small square on the left. Use the colors that are shown in the small square.


C-6





Color the large square below to make it look like the the small square on the left. Use the colors that are shown in the small square.

D-1





Color the large square below to make it look like the the small square on the left. Use the colors that are shown in the small square.

D-2





Color the large square below to make it look like the the small square on the left. Use the colors that are shown in the small square.

D-3





Color the large square below to make it look like the the small square on the left. Use the colors that are shown in the small square.

D-4





Color the large square below to make it look like the the small square on the left. Use the colors that are shown in the small square.

D-5





Color the large square below to make it look like the the small square on the left. Use the colors that are shown in the small square.

D-6

